

Business to Business

Email Marketing



Brandon Kyle Clark, Founder of *Bountiful Leads*

Earnings Disclaimer

The information presented on BountifulLeads.com and its related platforms is for educational and informational purposes only. It is not intended to guarantee, promise, or imply that you will achieve specific financial results or earnings. Your success in using the information provided depends on various factors, including your skills, dedication, business acumen, market conditions, and more.

Any earnings or income statements shared on BountifulLeads.com or through our materials are estimates and projections based on historical results and potential trends. These statements are not guarantees of future performance. Earnings can vary significantly based on individual efforts, business strategies, market changes, and other circumstances.

BountifulLeads.com makes no representations, warranties, or assurances regarding the potential income or earnings that you may achieve by using our products, services, or information. Your success is dependent on your own actions, decisions, and efforts.

The testimonials, success stories, or examples of earnings shared on BountifulLeads.com are exceptional cases and should not be considered as typical or average results. Your experience and results may differ from those depicted in these examples.

By using BountifulLeads.com products, services, or information, you acknowledge and agree that you are fully responsible for your own decisions and outcomes. You understand that BountifulLeads.com is not liable for any losses or damages you may incur, directly or indirectly, as a result of your actions.

We encourage you to consult with qualified professionals before making any financial decisions or embarking on business ventures. Any forward-looking statements regarding earnings or income potential are based on assumptions and beliefs at the time of their creation and are subject to change without notice.

Please use your discretion and judgment when considering the information provided by BountifulLeads.com. Your use of our products, services, and information constitutes your acceptance of this earnings disclaimer.

If you have any questions or concerns about this disclaimer, please contact us at our website.

Last updated: 05/27/2025

Introduction

Im about to teach you everything I am using in my business right now as far as email. It is not free, but the costs of the route I chose with purchasing LTD's was a longterm cost saver. There are always alternatives that may be used at your discretion. Some subscriptions are \$99 plus for just one single tool, yet Bountiful Leads gives you a number of tools at a low \$97/MO which includes support.

Click anywhere on page 17 to be brought to our pricing page, there is coupon on the front of the site which should work for a nice 30% discount without having to go through some crazy funnel to obtain it.

We will be testing Namecheap senders within Bountiful Leads unified Inbox. A number of senders combine to create a volume of sent emails. Before you know it you will be able to setup your own using Google Workspace, which we are now recommending, or other sender configuration. There are a number of other tools for conversions on your website, obtaining reviews widget and so much more that we just will not get into right now in this read.

Have an actionable goal of sending something like 2,000 emails out using your senders and grow from there as needed. If you have a backend sequence of offers and promotions then great. Have a landing page to catch opt-in's (leads) in trade for something good like a mini video course or ultimate guide.

Hope to test new methods with this software funnel's success! Wait for future editions where we will test new digital marketing methods for our business. I will drop some links which I have to disclose I am affiliate of.

SaaS ShowCase

 **WebinarKit**
Webinar Lifetime/SaaS

 **Shinefy**
SEO Toolset

 **JASPER**
AI Content Robot

 **Link Whisper**
AutoLinker

 **PICTORY**
Video Robot

 **Kryptex**
Auto BTC Miner


 **GoHighLevel**
CRM Automation Platform

 **RankIQ**
SEO Toolset

 **Phantom Buster**
Social Media Robot

PrivateProxies
USA Private IPs


I am a paid affiliate marketer for HighLevel and these other fine products represented above.

 **Will Robots Take My Job**
Automation Risk Check

 **WayBack Machine**
Archives



An Email Story



Once upon a time, around 2012 your author was working as a jack of all trades for a employer who needed some emails done for his muscle car business. Without any tools, emails were sent from a Yahoo inbox until each new email started requiring Captcha check on every email done. There had to be a better way!

Fast forward some time and a lot of software solutions have been put out on the market. Wanting to try new solutions Gmass was tried out and overall it was impressive the quantity sent in such short time following basic instructions. Out of a very small list in the hundreds there were over 38 replies. The need for automation tools was obvious.

In 2023 Bountiful Leads was founded. Its bundle of over 10 in demand software tools. This tool acts as a connector for your senders; inboxes purchased from providers like Namecheap, Google, Microsoft and others. Featured tools for cold email outreach like data enrichment with access to a 15 Million+ B2B database and website plugins for your conversion needs. Try it yourself and see the benefits of bundled software in action.



SOFTWARE	SENDING LIMITATIONS
Bountiful Leads	DELUXE UNLIMITED: Unlimited w/ 15 Million+ Company Database
GMass	Up to 2,000 emails per day per Workspace account
MyStrika	100 Emails per email address per day

MyStrika has impressive Unified Inbox, though only low send volume is allowed. So its a robust system they have on a lifetime that shouldn't be ignored. I use this lifetime for use with my mail server senders which did not work from day #2 on Bountiful Leads after blacklists prevented sending. Since then our list of senders have been removed from many blacklists thanks to the help of a freelancer.

The Process: Step by step

1. Define Your Goals & Identify the Target Audience:

Whether it's lead generation, product promotion, or networking, having specific goals will guide your campaign forward. Know your audience and then tailor your message correctly. By understanding their needs, they may better understand what your product or service can provide value wise.

2. Build a Quality Email List:

Ensure your email list is accurate and relevant. Use reliable sources and segment your list based on demographics, interests, or other criteria.

3. Craft a Compelling Subject Line:

The subject line should grab attention and convey the email's value. Avoid spammy language and be concise.

4. Personalize Your Emails:

Personalization increases engagement. Use the recipient's name, reference recent interactions, or incorporate details that show you've done your research.

5. Create Relevant Content & a Clear Call-to-Action (CTA):

The body of your email should be concise, focused, and provide clear value. Clearly state what you want the recipient to do next. Whether it's scheduling a call, visiting your website, or downloading a resource, make it easy for them to move to the next step.

6. Optimize for Mobile:

Many people check emails on their mobile devices. Ensure your emails are mobile-friendly to maximize reach. Conduct A/B split testing on different parts of your email (subject line, content, CTA) to identify what works best. Refine your approach.

7. Follow Up:

Implement a follow-up strategy for non-responders. A well-timed follow-up can significantly increase responses.

8. Analyze Metrics:

Monitor key performance indicators (KPIs). Open rates, click-through rates, and conversion rates should all be determined. Use these insights to adapt your strategy for future campaigns.

9. Regulations:

Ensure that your cold email campaign complies with relevant email marketing regulations, such as GDPR, CAN-SPAM and so forth. The new Yahoo! and Google rules make sure that to be receivable, the emails have the necessary authentication (DMarc/DKim..)

10. Build Relationships:

View cold emails as a way to start a conversation, not just make a sale. Building relationships can lead to long-term partnerships.

11. Use Follow up Sequences:

Automate follow-up sequences to nurture leads over time. This will ensure you stay on the recipient's radar, without being too intrusive.

Notes: Be sure to personalize replies to ensure that the recipient feels a personal connection that will build rapport.

Get and Manage Calendar Bookings



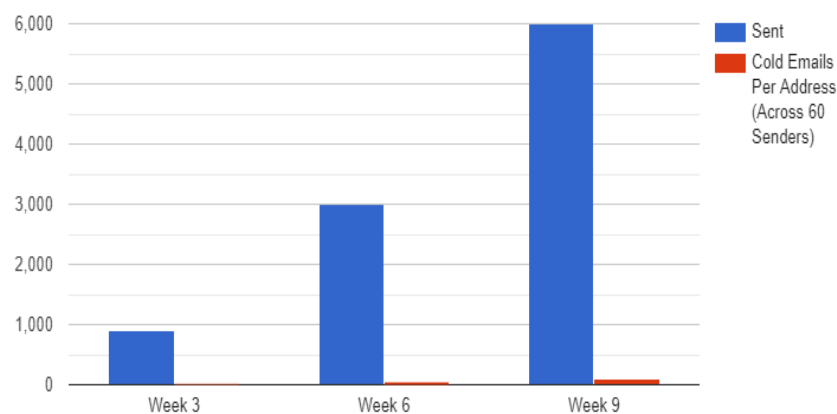
If you are taking calendar appointments through a software like Calendly or an lower cost alternative, thats great, however with our cold emails it's best to send the link on a followup email instead of your very first cold email. See to it that your prospect raises their hand essentially when they spark interest in your product or service.

As you fill your appointment calendar its important to know there will be a be some cancellations and no shows. To minimize this you can followup with your prospects up until before the appointment or discovery call.

On the discovery call don't feel rushed. Have a script or canned presentation to run off of. Do more listening to identify the problems they are facing. Have a solution ready, ask the right questions and ask for the sale. After the sale, ask for a referral and make sure they remember to give you a 5 star review.


Pro Tips

- Warmup your email until you have a trust score of over 8/10, gradually increasing the number of emails you send per day. Warmup exchange provided within Bountiful Leads.



- Validate your emails using a service before sending for long term success. There are different list validation services available on the internet from Reoon to Zerobounce. If you use a outside database there is a chance they include this service.
- When you purchase your domains (.com's), remember you can create 3 different email addresses or more off that one domain
- As a general rule try to reply to business responses within 24 hours
- Try not to use HTML in your cold email
- Open rates of 30%+ are wanted, though a better metric is clicks
- For LTD (Lifetime deals) to aid your cold email I recommend Appsumo. I personally own over 50+ Lifetime deals. If need be, they have Google Maps and Yellowpage scrapers available that you can host on a VPS with VPN/proxies
- You can forward emails or use a unified inbox. For replies some people even turn on the vacation responder to drive people to their link.
- Its a numbers game; general messages can expect fewer replies than personalized emails, those personalized emails can expect less than video outreach
- SMS (once opted) in has very high open rates compared to email
- The more humanized your interaction, the higher your close rate. Email is not the most personal means of communication. If you took 1000 calls, 1000 emails and 1000 in person meetings, which would win out? The meetings of course, this is to be expected. It can be worthwhile to send a volume of emails.
- Use a blacklist specialist to clean senders off blacklists.

Chat-GPT AI Tricks for Your Business



Chat-GPT is a chatbot that can answer you in a direct way. It saves people lots of time on various tasks, its likely you have heard of this powerful tool lately. Lets look at how we can use it to aid us with our email marketing!

1. Detect "red flag" keywords that are landing you in peoples SPAM folder. The plugin we are using is AIPRM which contains readied prompts (pictured below).



2. Content generation, including for newsletters (humanize while editing). Content is King as they say, the possibility now of generating full courses is possibly with software. The plugin we mentioned (AIPRM) can prompt Chat-GPT to write whole articles in seconds.











3. Copy/Paste full professional profiles to GPT to get back icebreakers aka first lines FAST!

There was a major update for GPT lately. This new version is available from the OpenAI website. On our account it shows as limited access on the free plan. You can now upload files and have it browse the internet. This version; **Chat GPT -4o**

The first thing I did was use the new version of GPT to browse a website for my e-Commerce side business, a distributor. I told it to find me hot products and it quickly compiled a list of 5 that would help my business. Now think of the possibilities of having the ability to upload files to this next version, what could be done? Some things come to mind as far as first lines or messaging, but there may be the opportunity to do things with our excel lists of data that we never before thought could be done.

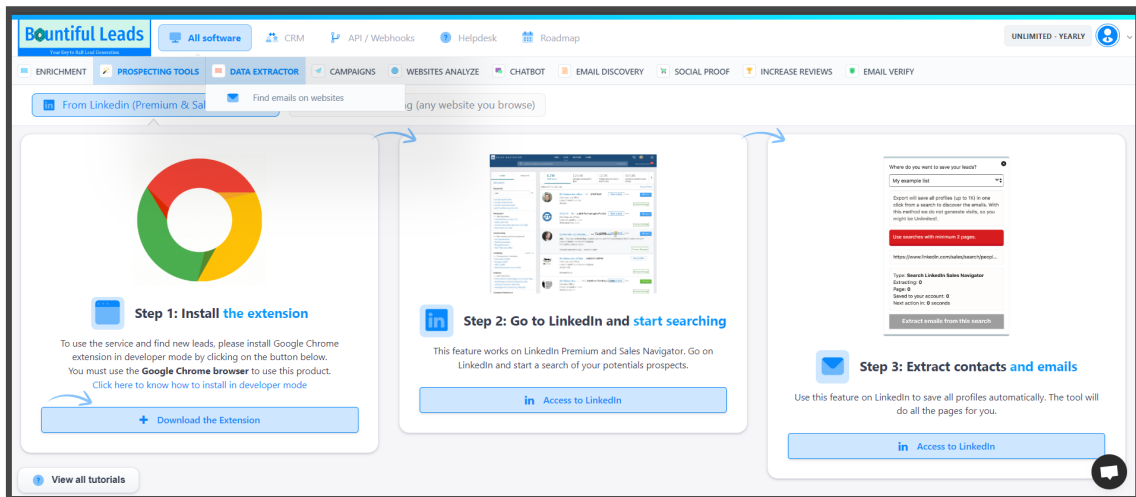
***Notes: As a collector of LTD's (Lifetime Software Deals) I own 56+ LTD licenses, costing nearly 10K dollars. I grew my collection over a year, now I see there was some LTD's I didn't need or became obsolete quickly. In November 2023 Google had an update penalizing sites with AI generated content. Many platforms lately have also discouraged AI tools/Bots. So what I am getting to is... You may have a AI tool that becomes useless overnite. Try to humanize what you are doing because the scale of content produced by AI is overwhelming lots of websites/platforms.

A L@@@K At Bountiful Leads Suite : Included with the Deluxe Unlimited Subscription

 <p>EXTRACT EMAILS</p> <p>Email, phone & social media extractor from a list of websites</p> <p>▶ Use this software</p>	 <p>BUILD EMAILS</p> <p>Find emails from first name, last name and company name</p> <p>▶ Use this software</p>	 <p>CAPTURE LEADS</p> <p>Chatbot solution to capture and convert visitors into leads</p> <p>▶ Use this software</p>	 <p>FIND EMAILS</p> <p>Daily registered domains with leads information</p> <p>▶ Use this software</p>	 <p>WIDGET</p> <p>Online review management to get more online reviews</p> <p>▶ Use this software</p>
 <p>SEND EMAILS</p> <p>Emailing / newsletter campaigns with unlimited emails to send</p> <p>▶ Use this software</p>	 <p>API</p> <p>API to prevent fake emails registration on your service</p> <p>▶ Use this software</p>	 <p>WIDGET</p> <p>Social proof notification widget to increase credibility on your website</p> <p>▶ Use this software</p>	 <p>EXTRACT LINKEDIN</p> <p>Extract B2B emails from B2B social media and build targeted lists</p> <p>▶ Use this software</p>	 <p>FIND EMAILS</p> <p>Enrichment data software to find new leads (emails)</p> <p>▶ Use this software</p>

Latest domains created on the Internet | 41 219 207 potential leads for you [Actions / Download](#)

<p>TODAY NEW LEADS</p> <p>+ 35 834</p> <p>TODAY RECORDS</p>	<p>TOTAL EMAILS</p> <p>41 219 207</p> <p>SINCE START</p>	<p>TOTAL CELL-PHONE</p> <p>72 238 568</p> <p>SINCE START</p>	<p>TOTAL LANDLINE</p> <p>71 435 704</p> <p>SINCE START</p>
--	---	---	---



Step 1: Install the extension

To use the service and find new leads, please install Google Chrome extension in developer mode by clicking on the button below. You must use the **Google Chrome browser** to use this product. [Click here to know how to install in developer mode](#)

[Download the Extension](#)

Step 2: Go to LinkedIn and start searching

This feature works on LinkedIn Premium and Sales Navigator. Go on LinkedIn and start a search of your potentials prospects.

[Access to LinkedIn](#)

Step 3: Extract contacts and emails

Use this feature on LinkedIn to save all profiles automatically. The tool will do all the pages for you.

[Access to LinkedIn](#)

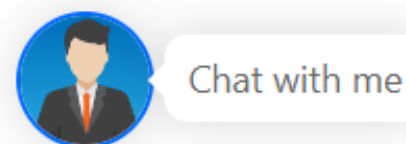
Scaling with B2B Email Marketing

Company Explorer: +15M B2B companies

Search companies per country, industry and size

- 1. Country**
Worldwide countries
United States
- 2. Industry**
All industries
Accounting
 - Airlines/aviation
 - Alternative Dispute Resolution
 - Alternative Medicine
 - Animation
 - Apparel & Fashion
 - Architecture & Planning
 - Arts And Crafts
- 3. Size**
All sizes
1-10
 - 10001+
 - 1001-5000
 - 11-50
 - 201-500
 - 5001-10000
 - 501-1000
 - 51-200
- 4. Download**
Download companies
19,880 companies
Create a new report

Marjorie from Elk Grove, US
Just started a trial on our website
7 hours ago **Verified**



Bountiful Leads | All software | CRM | API / Webhooks | Helpdesk | Roadmap | UNLIMITED - YEARLY

ENRICHMENT | PROSPECTING TOOLS | DATA EXTRACTOR | **CAMPAIGNS** | WEBSITES ANALYZE | CHATBOT | EMAIL DISCOVERY | SOCIAL PROOF | INCREASE REVIEWS | EMAIL VERIFY

CRM / Lead scoring | Campaigns | Lists | All replies | **Senders (SMTP)** | Templates | Unsubscribe | Sending calendar

Your senders to send emails via SMTP | Custom tracking domains | [+ Connect a SMTP \(sender\)](#)

FOLDERS	Sender name	Is ready to send?	Read replies?	Total sent	Warm up
All (no folders)	Namecheap 60 sales@b2bmarketingspecialist.com 50 daily limit.	Ready	Can read replies	0 Since 24 hours reset	Automatic increase daily sending Warm up the deliverability
	Namecheap 59 kyle@b2bmarketingspecialist.com 50 daily limit.	Ready	Can read replies	0 Since 24 hours reset	Automatic increase daily sending Warm up the deliverability
	Namecheap 58 clark@b2bmarketingspecialist.com 50 daily limit.	Ready	Can read replies	0 Since 24 hours reset	Automatic increase daily sending Warm up the deliverability
	Namecheap 57 brandon@b2bmarketingspecialist.com 50 daily limit.	Ready	Can read replies	0 Since 24 hours reset	Automatic increase daily sending Warm up the deliverability

Trial

3 user(s)

Deluxe Plan Comes Recommended

Free

/ free trial

Enrichment data software to find new leads (emails)

- ✓ 1,000 Enrichment feature
- ✓ 500 Export companies
- ✓ 500 Export local businesses
- ✓ 500 Convert names to domains

Email, phone & social media extractor from a list of websites

- ✓ 1,000 Export emails from websites

Find emails from first name, last name and company name

- ✓ 200 Find emails from first name / last name
- ✓ 50 Find single contact email

Chatbot solution to capture and convert visitors into leads

- ✓ 10 Active chatbots
- ✓ 500 Leads collected

Daily registered domains with leads information

- ✓ 20 Downloads files

Online review management to get more online reviews

- ✓ 20 Active widgets

Sales sequence (cadence) / newsletter campaigns with unlimited emails to send

- ✓ 5,000 Emails to send
- ✓ 5 Senders to connect
- ✓ 5 Active campaigns
- ✓ 5,000 Contacts

API to prevent fake emails registration on your service

- ✓ 1,000 Number of requests

Social proof notification widget to increase credibility on your website

- ✓ 10 Number of websites
- ✓ 200 Number of notifications

Extract B2B emails from B2B social media and build targeted lists

- ✓ 1,000 B2B contacts extracted
- ✓ 500 B2B visits & requests
- ✓ 20 Shortcuts messages

Start my Trial plan

Small Starter

2 user(s)

\$ 29

/ month

Enrichment data software to find new leads (emails)

- ✓ 5,000 Enrichment feature
- ✓ 5,000 Export companies
- ✓ 5,000 Export local businesses
- ✓ 5,000 Convert names to domains

Email, phone & social media extractor from a list of websites

- ✓ 5,000 Export emails from websites

Find emails from first name, last name and company name

- ✓ 5,000 Find emails from first name / last name
- ✓ 1,000 Find single contact email

Chatbot solution to capture and convert visitors into leads

- ✓ 2 Active chatbots
- ✓ 500 Leads collected

Daily registered domains with leads information

- ✓ 100 Downloads files

Online review management to get more online reviews

- ✓ 2 Active widgets

Sales sequence (cadence) / newsletter campaigns with unlimited emails to send

- ✓ 10,000 Emails to send
- ✓ 4 Senders to connect
- ✓ 10 Active campaigns
- ✓ 15,000 Contacts

API to prevent fake emails registration on your service

- ✓ 6,000 Number of requests

Social proof notification widget to increase credibility on your website

- ✓ 2 Number of websites
- ✓ 20 Number of notifications

Extract B2B emails from B2B social media and build targeted lists

- ✓ 4,000 B2B contacts extracted
- ✓ 400 B2B visits & requests
- ✓ 10 Shortcuts messages

Start my Small Starter plan

Deluxe Unlimited

Unlimited users

\$ 97

/ month

Enrichment data software to find new leads (emails)

- ✓ Unlimited Enrichment feature
- ✓ Unlimited Export companies
- ✓ Unlimited Export local businesses
- ✓ Unlimited Convert names to domains

Email, phone & social media extractor from a list of websites

- ✓ Unlimited Export emails from websites

Find emails from first name, last name and company name

- ✓ Unlimited Find emails from first name / last name
- ✓ Unlimited Find single contact email

Chatbot solution to capture and convert visitors into leads

- ✓ Unlimited Active chatbots
- ✓ Unlimited Leads collected

Daily registered domains with leads information

- ✓ Unlimited Downloads files

Online review management to get more online reviews

- ✓ Unlimited Active widgets

Sales sequence (cadence) / newsletter campaigns with unlimited emails to send

- ✓ Unlimited Emails to send
- ✓ Unlimited Senders to connect
- ✓ Unlimited Active campaigns
- ✓ Unlimited Contacts

API to prevent fake emails registration on your service

- ✓ Unlimited Number of requests

Social proof notification widget to increase credibility on your website

- ✓ Unlimited Number of websites
- ✓ Unlimited Number of notifications

Extract B2B emails from B2B social media and build targeted lists

- ✓ Unlimited B2B contacts extracted
- ✓ Unlimited B2B visits & requests
- ✓ Unlimited Shortcuts messages

Start my Deluxe Unlimited plan

Recommendations

As this is my software I am selling, I have to disclose that I have an interest in this. Though you should try it for free, I see the Unlimited plan as the best option for true players in this game, for those that seek growth for their business. The following tools is what you will have access to. Found at BountifulLeads.com

- Enrichment: Get B2B contacts, even local. Data enrichment
- Prospecting Tools: Target the #1 Social network for business & more
- Data Extractor: Email tool to get email from sites
- Campaigns: Handle your business in a unified inbox
- Websites Analyze: New registered businesses (.com's)
- Chatbot: Modern automated responses
- Email Discovery: Find emails with excel file
- Social Proof: Trigger a social proof pop
- Increase Reviews: Pull more reviews with this widget
- Email Verify: Check for disposable emails
- AI Article Writer: Connect your WP login.

[Paid annually you can get a low monthly cost of \\$73.33.](#) Perhaps drop it down further with the [Welcome301](#) coupon code found on the front of the site. The codes may change, though I should be running some kind of promotion at any given time & you should too.

P.S. Lock in low monthly using the method above because lets face it WarmUp is not instant. You need to give it enough time to be successful. If you are able to get access to this suite for less cost than your daily latte, then perhaps it is a great deal indeed.

Recommended Freelancers List:

-SSL/DMarc/DKim/SPF; Technical specialist (My server maintenance person)
-Spam Blacklist Removal Specialist

-Lead Generation V.A.; for handling replies.

[Hire 5 star freelancers,](#) [not the cheapest.](#)

CAMPAIGN GOALS

Before you setup your first campaign have a goal in mind of what is needed to be accomplished. To run a similar campaign to ours there is some outside software to be purchased. In the following pages we cover which software licenses we suggest as well as the cost breakdown of a sample campaign.

To get more replies you will need to increase either volume or quality of your emails sent. As we have covered; some things such as red-flagged words, heavy HTML use or faulty Dmarc/Dkim/SPF/Etc can become a problem.

The Bountiful Leads software is a "Connector " for your email inbox senders, resulting in a unified inbox within the software suite that allows you to view the last 500 replies. By selecting 365, Google Workplace, Namecheap or an alterternative for your domain emails (.com's).

The best way to see how much volume to send is to get an idea of how much time you wish to devote to replies; its also heavily influenced by how much automation you use, the quality of your emails, your headline and so forth. Personalize lines with syntax, its in the software, used to spin words. Think of your target market. Do you have a customer/client avatar?

The industry standard is 3% for reply rate according to Google. Back a couple years ago with the help of personalized first lines/icebreakers a much higher reply rate was possible. Optimize everything as best as possible so as to not ruin your sender score.

***Note: Submitted request to add feature to Bountiful Leads for "First Lines/Icebreakers" from the software providers. To see the features rolling out on the software suite, see the Roadmap within the software.

***Note on Servers: We recommend use of Google Workspace for email senders using domains. Some time ago we tested Namecheap, then a private mail server. Google Workspace is recommended highly, by chat support too. Author still uses a private server, though on a different connector; for full disclosure.

SENDER SETUP

Lets setup a inbox sender, the actual thing that sends our emails. These senders can be setup using a number of providers of your choice. For **demonstration purposes** we will use Namecheap inbox senders. My NameCheap Senders rating: 3.78 Stars.

Suggested is Google Workspace senders.

Though I recently setup my own domain senders on Akamai VPS with Mailinabox installation with recommendation from someone off the internet. This is a lot of setup and requires Linux skill. There are only a couple good Freelancer Server Maintenance workers I found, find someone who will work for you on call.

1. Purchase Domain name of your choice. Forward your domains to your main website.
2. Purchase Inbox from provider. Setup inbox with maximum storage allotment with Namecheap. Google Workspace came recommended by software support.
3. Purchase hosting for your domains.
4. Setup DNS settings to have domain point to your hosting.
5. Go to your host, install SSL (Support may help with this, theres also plugins and places to download free Wild Card SSL or similar).
6. Ready your Data.
7. Configure your WarmUp Sender, add your signature, complete the details from your inbox provider. (Refer to help pages on websites, get support if needed). Wait the right amount of time for the email senders to warmup, make adjustments as needed. Support has told me that 45 Total/5 Increase per day in the settings works good. I think 45/2 works better. I may test some outside WarmUp tools soon.
8. Schedule your senders with template and list of emails to send to.

P.S. Hire a virtual assistant or delegate out to someone inhouse after you get a hang of the process. Automations are great, try templated responses, you can get those from GPT. A few

Connect a SMTP sender

Configure: **1** SMTP, IMAP & Signature

When you will update or add your sender we will test if it's working or not.

Sender information

Sender name: Namecheap 60

Sender full name: Namecheap 60

Sender email: sales@b2bmarketingspecialist.com

Add in folder: All (no folders)

SMTP (for sending)

Select the type of sender to prefill field

To connect to Gmail via IMAP or SMTP, first follow the instructions below

Enable Gmail IMAP [View more](#)

1. Open Gmail, click settings ⚙ in the top right.
2. Click **settings** on the dropdown menu.
3. Click the **Forwarding and POP / IMAP tab**.
4. In the "IMAP access" section, select **Enable**

Use an app password instead of your real password

1. Activate 2-Step Verification <https://support.google.com/accounts/answer/185839>
2. Once activated, create an app password that

SMTP username: sales@b2bmarketingspecialist.com

SMTP password:

SMTP Host: mail.privateemail.com

Type of authentication: LOGIN authentication

SMTP port: 465

Force SSL or TLS: Force SSL

Check to use IMAP to send sequences (multiple emails)

IMAP (for checking replies and sending follow up email)

To connect to Gmail via IMAP or SMTP, first follow the instructions below

Enable Gmail IMAP [View more](#)

1. Open Gmail, click settings ⚙ in the top right.
2. Click **settings** on the dropdown menu.
3. Click the **Forwarding and POP / IMAP tab**.
4. In the "IMAP access" section, select **Enable IMAP**.
5. Click **Save changes**.

Use an app password instead of your real password

1. Activate 2-Step Verification <https://myaccount.google.com/lesssecureapps>
2. Once activated, create an app password that you will use instead of your real password for SMTP and IMAP.
3. Click **Allow less secure apps** on the switch.
4. Go on this page and follow the instructions to create an app password <https://accounts.google.com/b/0/DisplayUnlockCaptcha>

IMAP Username: sales@b2bmarketingspecialist.com


IMAP Password:

IMAP Host: mail.privateemail.com

IMAP Port: 993

Signature (included at the end of your message)

11pt Paragraph Verdana


Brandon Clark
Founder

Bountiful Leads
MARKETING SPECIALIST

(831) 241-1748 (SMS)
sales@b2bmarketingspecialist.com
www.b2bmarketingspecialist.com

0 words

Daily limit

We will stop sending emails once we reach this limit for this sender.

/ days

Every day at midnight we will reset the limit of your sender. Total emails sent to 0.

Please select the timezone when it will be reset (for midnight 00:00)

(GMT-08:00) Pacific Time (US & Canada)


Custom domain for tracking replies & opens

By default we will use the domain ckclick.com to track your replies and opens. You can override for this sender below which domain you want to use.

 **Update and check this sender**

These settings I input into the software I retrieved from the email senders website, obviously these are MY settings and you should have your own. Should you run into any issues, there is support on our website. Just be patient for a response, allow some hours, responses are not instant as we are people and not robots.

Note: After you Update the configuration, give it a couple seconds to load before changing pages.

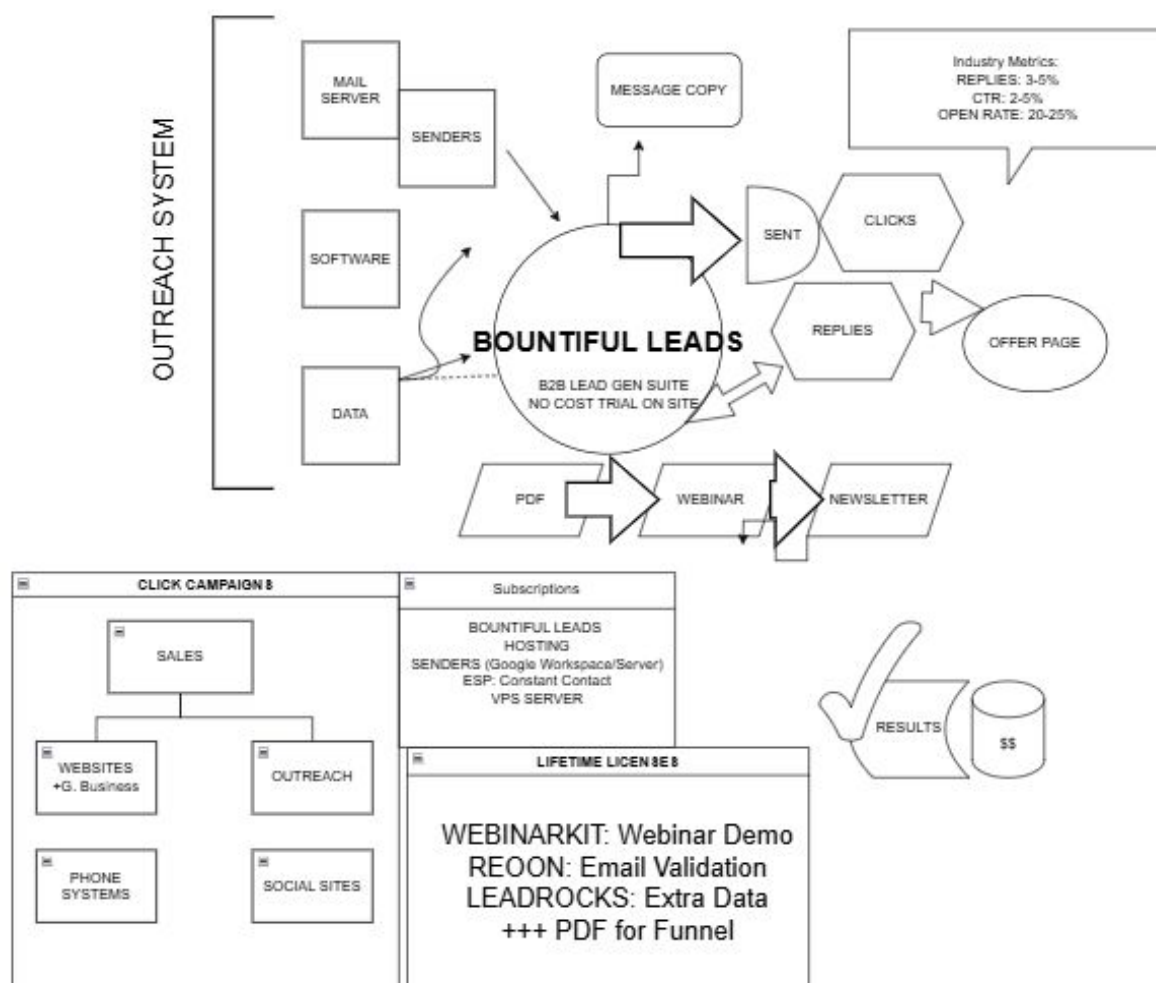


Optional: **BIMI Record**

There is the option to setup BIMI record which shows your brand logo next to the email within the inbox of the reader. This is important because it builds trust by showing your brand logo within peoples email.

This is great, however it also costs money. You will need a Verified Mark Certificate (VMC) to generate the BIMI record within DMARC Report software (theres other options too), that goes in your DNS records. VMC can cost \$1,500 per domain. There are currently 2 known providers to use, yet each of them costs a good sum, leaving it more for industry leaders. Trusted by big brands, this could increase open rates.

BIMI can be a consideration after Dkim, SPF and DMarc are setup.



Above is the whole outreach system yours truly uses. This explains the flow, gives some standard metrics to expect; plus.

Best Lifetime Software (LTD's)

Here we go! .. Suggested software to support your campaigns. They are not necessary, though they are good to get if you have the funds to spend. As a collector of lifetime licenses, Appsumo is one of the best marketplaces to search. Recommended are software that have been personally tested, are low cost and of high value to your campaigns. If a software LTD is not available then you may find a alternative or browse the marketplace again and again daily until you see it POSSIBLY offered again. There are a lot of software solutions out there, 90% of what your author buys software LTD wise comes from Appsumo. Sometimes you can go to the site and get the software on lifetime deal too, but some LTD offerings are temporary, you may have to pay for a suscription (thers always alternatives) if you miss the launch of the LTD.

As for FREE software, I use Notepad++ which has tabbed browsing for your notes, if you don't have the latest Windows OS. Notepad++ is good for organization, use it track your Senders during warmup & more.

	<p>emailee</p> <p>Get an Email Signature made to convert</p> <p>Elevate your email game with a memorable email signature</p> <p>\$19/lifetime \$99</p> <p>View details 36 reviews</p>	<p>Best match</p>
	<p>Outscraper: Google Search Results Scraper</p> <p>Scrape structured search results data into a file and get real-time SERP data.</p> <p>\$99/lifetime \$1,499</p> <p>View details 8 reviews</p>	<p>Best match</p> <ul style="list-style-type: none"> 12 -FlexClip Business 13 -Oxolo 14 -Internal Linking 15 -Popup Box* 16 -LinkChest 17 -Labrika 18 -Scribble 19 -BeyondMe
	<p>TidyCal</p> <p>Seamlessly manage your calendar and get more bookings using this powerful scheduling tool</p> <p>\$29/lifetime \$144</p> <p>View details 357 reviews</p>	<p>Best match</p>
	<p>reoon Email Verifier</p> <p>The most accurate email validation service that cleans invalid, temporary & unsafe email addresses</p> <p>\$79/lifetime \$418.50</p> <p>View details 474 reviews</p>	<p>Best match</p> <ul style="list-style-type: none"> 31 -VISC NUMBER 32 -TidyCal 33 -MutantMail 34 -EmailWrtr 35 -MeteorMail 36 -OutScraper 37 -Saleshoo Dir. 38 -MyLeadFox
	<p>DMARC Report</p> <p>Monitor domain security and boost deliverability with one easy-to-use platform</p> <p>Sold out</p> <p>View details 186 reviews</p>	<p>Best match</p> <ul style="list-style-type: none"> -Dmarc Report -MyStrika -Themes Bundle -AppMySite (2 Left) -CapitalConnector -ZimmWriter -WPZinc -LinkedBooster -Keyword Revealer
		<p>LeadRocks</p> <p>APPSUMO PLUS EXCLUSIVE</p> <p>LeadRocks - Plus exclusive in Lead generation</p> <p>LeadRocks is a reliable B2B contact database with 100M+ records, emails, phone numbers, and...</p> <p>\$89/lifetime \$1,656</p> <p>345 reviews</p>

COSTS

Lets breakdown the costs of a campaign that provides enough replies to keep busy. So 50-100 emails per inbox sender x 60 is roughly capable of sending 3,000-6,000 cold emails per day. Inbox senders are the biggest cost, followed by domains and software costs.

60 Namecheap Inbox Senders (3-4X Each Domain) = \$680/YR

15 Domain Names (.com's) = \$160/YR

15 Hostinger (Hosting) = \$30/MO

Lifetime Softwares (One Time) = Varies. Buy what you need first, then what you want later.

Bountiful Leads (Subscription) = \$97/MO

Getting up a cold email SYSTEM for low cost that enables inbound replies into your funnel is a dream to some. Using the tools above we can confidently get something running for under \$3,000 that is to scale. What is needed to do is scale enough to capture ROI for our time. Optimize your cold email campaigns by split testing 1 thing at a time between 2 different senders.

So far we have covered the cold email system build with domain emails and Bountiful Leads. While this is great in terms of outreach, the software bundle Bountiful Leads is so much more in respect to the tools it contains. Try it yourself and subscribe to our Youtube for future videos.

Time Is Money

What hasn't been covered yet is the time required to setup your senders, this is the biggest time committment. If you have Dmarc Report or an alternative Dmarc/SPF/Dkim aggregator it will save you a lot of time, doing it all manually is possible if you are on a budget and many Youtube videos cover the method(s). Keeping a strong sender email score will help you get into inboxes easier.

Purchase Domain: Mostly brainstorming. (5 Min)

Setup SSL: 1 Click on some hosts (2 Min)

Buy Inbox Sender: It is (10 Min)

Setup Dmarc/Dkim/SPF/BIMI: Aggregator speeds everything up, otherwise count on spending 1 hour+ on each email setting this up. (With Dmarc Report - 10 Min)

Warmup Senders: Minimum you will need to warmup 3 Weeks (maybe as much as 2 MO)

Adding Emailer Badge to Signature: Super easy, can do 30 email badges FAST (1 Hour)

Ready Data: Easy to pull, use additional software if you wish. (10 Min+)

Schedule Sending: (5 Min)

Replies: If you got to this point then great! Next think about how to automate things with a virtual assistant or templates. (Varies, expect it to require most the day)(Best to calculate once you're going)

Warm Up

The last round of setting up senders and turning on the Warm Up got us high delivery scores, but at a cost because I did not monitor the senders enough while they warmed up. Instead of being able to fix declining scores or auto correct anything, I did not watch my inboxes close enough. Basically I got busy with other projects and didn't pay enough attention. Some senders seem beyond recovering, they are hitting the spam folder 99% of the time. Next I will see if any Senders are recoverable, then I will delete ones beyond saving and make a new email address to try again. Check some of our Sender deliverability scores out! They are alright and ready to send, it seems. Scores: 82%, 83%, 87%, 96%, 94%, 93%, 88%, 94%, 93%, 95%, 95%, 92%, 94%, 87% (Used Bountiful Leads WarmUp tool).

After reviewing the senders I setup, I see there was some flaws this time around with our new setup. I have been troubleshooting these senders and can come to some logical conclusions:

1. Incorrect Sender WarmUp Settings (I think 45/2 will work for most needs)
2. Too many domain emails per domain. (I will be reverting back to 3 instead of trying to use 4)
3. Cheap Senders (Google came recommended, but I was cheap and chose NameCheap)
4. Monitor Inbox Senders while in the WarmUp Phase and adjust as needed

+++

"WarmUp Inbox" is a subscription based WarmUp tool that uses AI I believe, I have used it in the past and it worked great, but it is not cheap (\$19 PER INBOX SENDER).



Inbox vs Spam

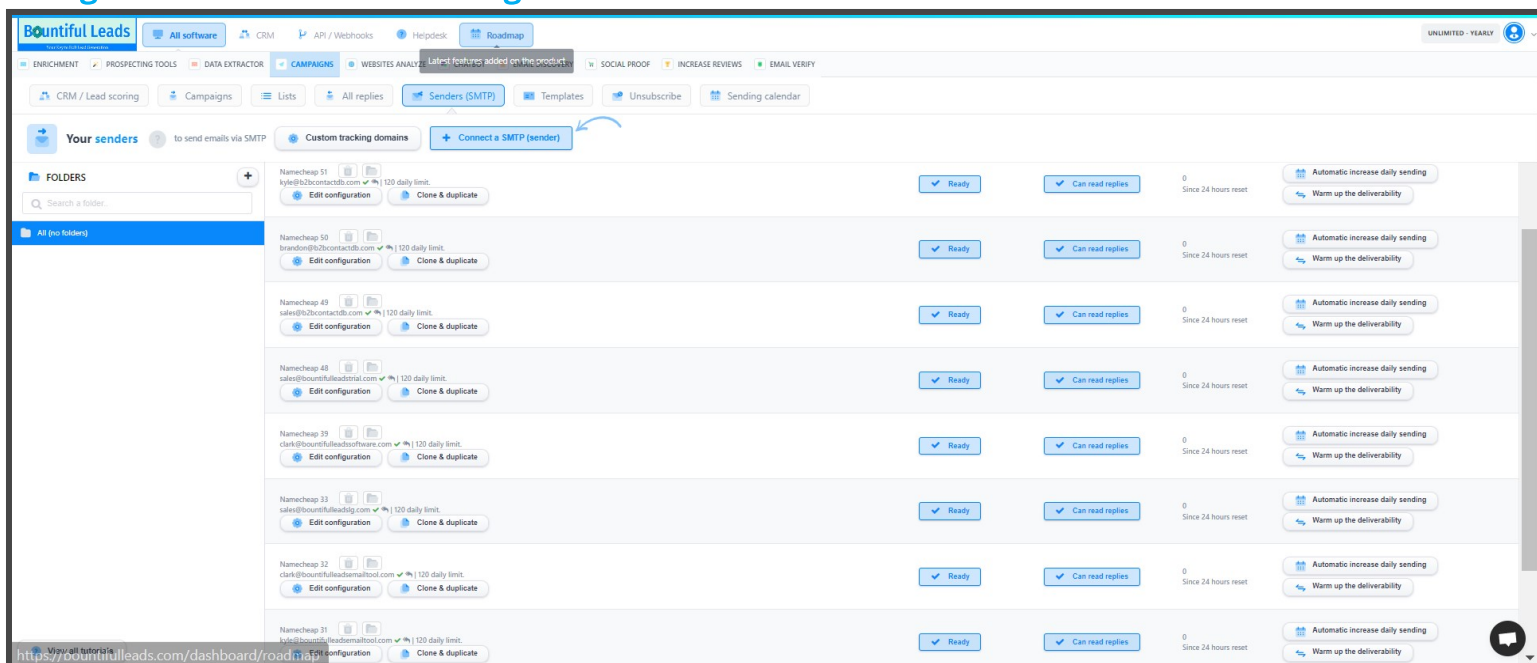
The WarmUp tool on our software suite Bountiful Leads has potential, but it seems you have to watch everything more than I would like. I am looking for a good Lifetime (LTD) software license to cover warmup of senders for the future. Even if I don't use the backup, I still have it for a rainy day. Expect more on troubleshooting and workarounds in the next version of this PDF eBook. My team is actively testing new processes and tools out, as much as possible to find winning methods.

97.53 % (7063)

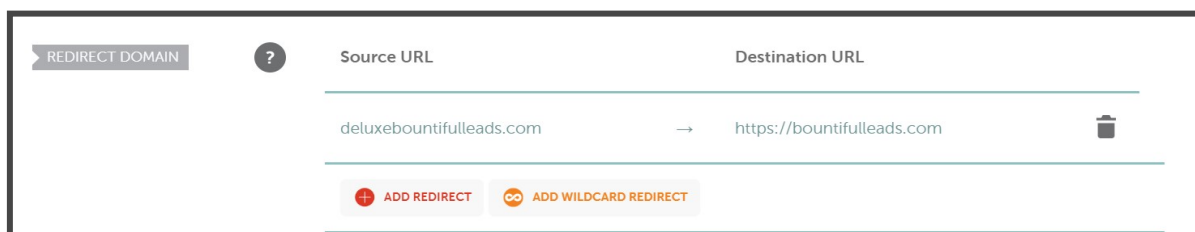
LANDED IN INBOX

2.47 % (179)

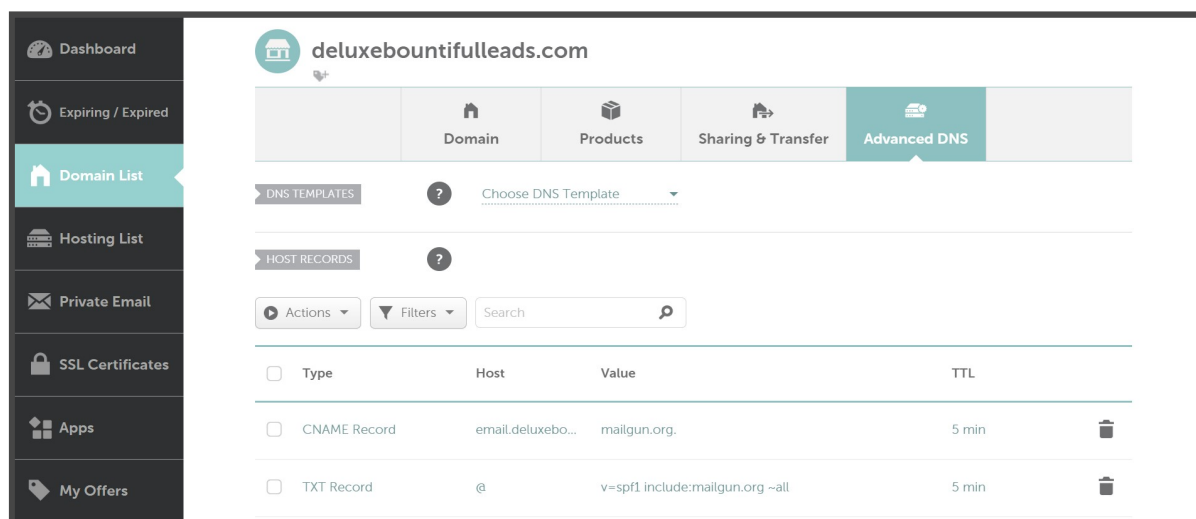
LANDED IN SPAM



Inside Bountiful Leads Senders Page where you have all your senders that you have setup. Also found on the WarmUp section, under Campaigns.



Redirecting your email domain to your main domain. (On "Domain" section of the domain selected, 1st)



Advanced DNS options found inside of the Domain List after you select your domain (Namecheap). Here you will be inputting various DNS settings for DKIM/SPF/MX and yes even DMarc.

Domains Last 7 days ▾

20 ▾ Search..

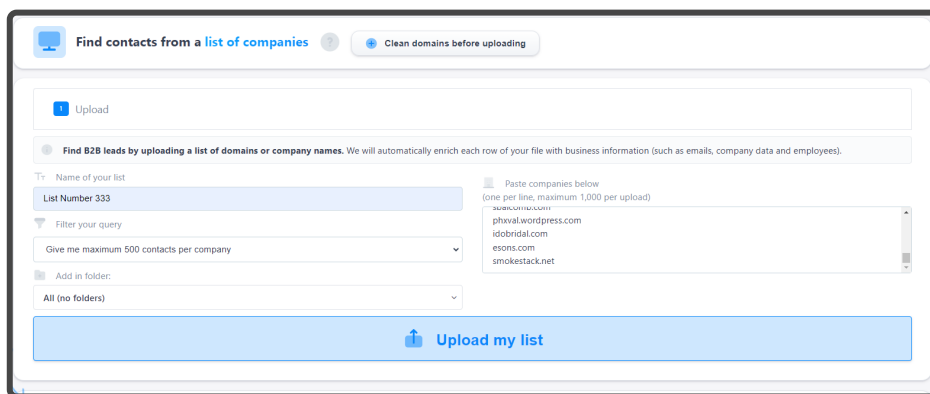
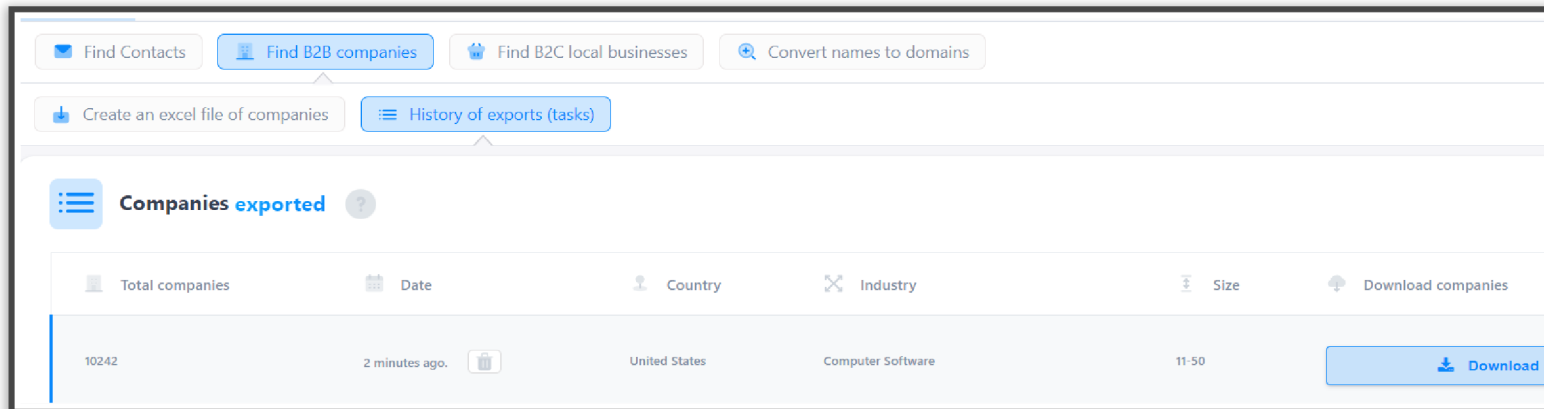
Domains	Delivery Rate	Enforcement Level	Percentage	Compliant	Non Compliant	Total Messages	SPF Aligned	DKIM Aligned	Accepted	Quarantined	Rejected
advancedbountifulleads.com <small>Default</small>	0%	none	100%	0	0	0	0%	0%	0	0	0
b2bcontactdb.com <small>Default</small>	0%	none	100%	0	0	0	0%	0%	0	0	0
b2bmarketingspecialist.com <small>Default</small>	0%	none	100%	0	0	0	0%	0%	0	0	0
bountifulcrm.com <small>Default</small>	0%	none	100%	0	0	0	0%	0%	0	0	0
bountifulleads.com <small>Default</small>	0%	Not Reporting	100%	0	0	0	0%	0%	0	0	0
bountifulleads.net <small>Default</small>	0%	none	100%	0	0	0	0%	0%	0	0	0
bountifulleadsb2b.com <small>Default</small>	0%	none	100%	0	0	0	0%	0%	0	0	0

Dmarc Report is a lifetime license I invested in, it is a aggregator that makes putting your Dmarc together Faster. You still have to go into the dreaded Advanced DNS settings and make some additions though!

The screenshot shows a marketing software interface with a top navigation bar containing various tools: DATA EXTRACTOR, CAMPAIGNS, WEBSITES ANALYZE, CHATBOT, EMAIL DISCOVERY, SOCIAL PROOF, INCREASE REVIEWS, and EMAIL VERIFY. Below this is a 'Campaigns' section with tabs for Lists, All replies, Senders (SMTP), Templates, Unsubscribe, and Sending calendar. A 'Create a new list' button is highlighted with a blue arrow. The main area displays a table of lists with columns for List name, Total Contacts, and Actions. The table contains several lists, including 'List 1' (1021 contacts), 'List 4' (250 contacts), 'List 3' (618 contacts), 'List 2' (431 contacts), and three 'Contact List' entries (all with 0 contacts). Each list row has buttons for 'Download', 'Import contacts', 'View contacts', 'Edit list', and 'Split this list'.

Under LISTS you upload your data that you have selected to use, after cleaning the lists with a email validator. Here you see a number of lists made for various campaigns. Import contacts and filter your list by selecting what to include if the lists are from an outside source.

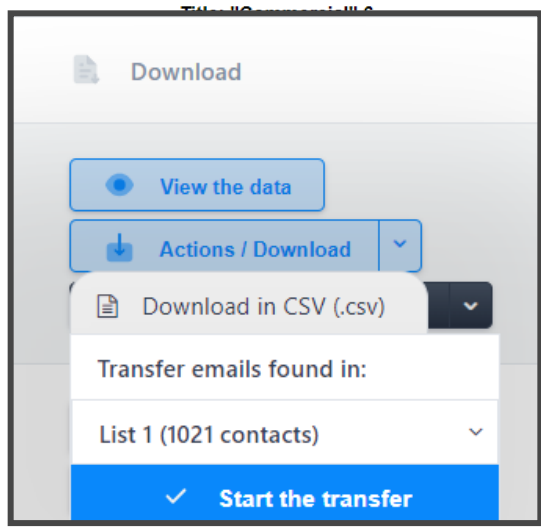
B2B Contact Databases



- Account Executive 2
- Account Executive 3
- Account Executive 4
- Account Executive 5
- Account Manager
- Account Manager 2
- Sales Manager
- Outside Sales Representative
- Sales Director
- Regional Sales Manager
- Business development representative
- Inside Sales Representative
- CMO
- CMO 2
- CMO 3
- Chief Sales Officer
- Chief Technology Officer
- Chief Technology Officer 2
- Chief Technology Officer 3

- Title: "Commercial"
- Title: "Commercial" 2
- Title: "Commercial" 3
- Title: "Commercial" 4
- Title: "Commercial" 5
- Title: "Commercial" 6

- Chief Technology Officer 4
- Chief Technology Officer 5
- Chief Technology Officer 6
- Chief Technology Officer 7
- Vice President of Sales
- Vice President of Sales 2
- Vice President of Sales 3
- Vice President of Sales 4
- Vice President of Sales 5
- Information Services
- General
- Staffing/Recruiting
- Staffing/Recruiting 2
- Staffing/Recruiting 3
- Business Supplies and Equipment
- Events - General
- Events - General 2



Next: Validate Emails & Add Lists

Run your 3rd party tool to check the validity of emails. Remove catchalls if you want to be extra cautious. I have Reoon and a couple secondary tools that allot me some verification credits each month. Since business emails go bad faster than regular emails at a faster rate you will definately want to validate them against a email validity checker.

Take your lists in Excel format to Bountiful Leads and add them under Campaigns -> Lists

Import contacts into a list at your discretion.

Upload contacts into a list

We will use the columns of your CSV as macros reference, for example if you want to use the first name macro, name your column first_name to use {{first_name}} in your templates. If the contact already exists we will update the data from the import. Your CSV must have a column 'email'.

The maximum contacts you can import per upload is limited to files of 100,000 contacts

Upload a CSV in UTF8 format.

Import in: List 1
File name: uploads_import_contacts_03-08-202466ae505d1f9f.csv
Total contacts found: 2626 Total columns: 54 Total macros: 54

List of macros: {{linkedurl}}, {{fullname}}, {{firstname}}, {{lastname}}, {{jobtitle}}, {{facebookprofile}}, {{location}}, {{company}}, {{companywebsite}}, {{companyfacebook}}, {{companyemail}}, {{companyphone}}, {{industry}}, {{teamsize}}, {{revenueange}}, {{totalfunding}}, {{workemail#1}}, {{workemail#1status}}, {{workemail#2}}, {{workemail#2status}}, {{workemail#3}}, {{workemail#3status}}, {{workemail#4}}, {{workemail#4status}}, {{workemail#5}}, {{workemail#5status}}, {{workemail#6}}, {{workemail#6status}}, {{workemail#7}}, {{workemail#7status}}, {{workemail#8}}, {{workemail#8status}}, {{workemail#9}}, {{workemail#9status}}, {{directemail#1}}, {{directemail#1status}}, {{directemail#2}}, {{directemail#2status}}, {{directemail#3}}, {{directemail#3status}}, {{directemail#4}}, {{directemail#4status}}, {{directemail#5}}, {{directemail#5status}}, {{directemail#6}}, {{directemail#6status}}, {{phone#1}}, {{phone#2}}, {{phone#3}}, {{phone#4}}, {{phone#5}}, {{phone#6}}, {{phone#7}}, {{phone#8}}

Please map the columns with our fields, you can create custom fields to use custom macros if you want.

workemail#1	jobtitle	firstname	lastname
	Title	First name	Last name
	title	first_name	last_name
	Co-Founder & Ceo	Kim	Baden-Kristensen
	Co-Founder	Keith	Nahigian
	Director Of Software Engin...	Ram	Krishnan
	Ceo And Founder	Scott	Hamlin
	Founder	Sheila	Bong

Start importing contacts

2020
Importing 2626 contacts
from: uploads import contact...

SEQUENCE
Here it goes! #1
Created: 12 minutes ago.
Running
Sender capacity: 0 / 120

2020 contacts
0 unsubscribe
List: List 1
sales@b2bmarketingspecialist.com

0 (0%) 0 (0%) 0 (0%) 0 (0%) 0 (0%) 2024/08/05 09:00 on US/Pacific

Stop the campaign Clone Edit View statistics

Get ready to send!

Scaling with B2B Email Marketing

2 Email 2 FOLLOW UP EMAIL **When to send?** **Delay**

We will use this template as a follow up email. We will send this follow up email after. Extra delay in seconds.

Template #2

day(s) from previous email (1) second(s) from previous email (1)

[Edit template](#)

3 Email 3 FOLLOW UP EMAIL **When to send?** **Delay**

We will use this template as a follow up email. We will send this follow up email after. Extra delay in seconds.

Template #3

day(s) from previous email (2) second(s) from previous email (2)

[Edit template](#)

The campaign will automatically stop sending emails once someone reply in the campaign.

[+ Add a new follow up email](#)

If the prospect is converted, move the contact to a list

If the prospect has replied move the contact to a list

[Update configuration of this campaign](#)

Create & edit a campaign

Status: **1** Select the type of campaign **2** Configure the campaign

Campaign name: Here it goes!

Sender to use: Namecheap 60

List to use: **(Maximum 20,000 contacts for sequence)**
(Minimum one contact)
List 1 (2020 contacts)

Delay between each email (in seconds, put 0 to send without delay):
Between (seconds): To (seconds):

Start at: 2024/08/05 09:00

Assign campaign to user: Assigned to: brandonkclark...
Add in folder: All (no folders)

Prevent duplication of emails sent:

- If the contact is found in a running campaign, remove it from the source list (campaign).

More options:

- When sending new emails, force to use the subject of the follow up email (and not the subject of 1st email)
- When a contact reply, force to continue sending follow up emails

Tracking option

- Track clicks
- Track opens
- Custom reply to / CC / BCC

Send on this timezone: (GMT-08:00) Pacific Time (US & Canada)

Limit of emails to send per day (on the campaign): 100

Send emails only on those days and during the hours below: (uncheck all to send with no restriction)

Day	from	to	and from	to
<input checked="" type="checkbox"/> Monday	9:00 AM	12:00 PM	12:00 PM	5:00 PM
<input checked="" type="checkbox"/> Tuesday	9:00 AM	12:00 PM	12:00 PM	5:00 PM
<input checked="" type="checkbox"/> Wednesday	9:00 AM	12:00 PM	12:00 PM	5:00 PM
<input checked="" type="checkbox"/> Thursday	9:00 AM	12:00 PM	12:00 PM	5:00 PM
<input checked="" type="checkbox"/> Friday	9:00 AM	12:00 PM	12:00 PM	5:00 PM

Last 500 Opportunities Section



If you are keeping up with your replies within 24-48 hours ATLEAST then raising the number of senders available is a real possibility. With an industry standard reply rate of 3% one might need 16,000+ in data contacts readied for a larger campaign.



Throughout your journey replying to the responses from your campaign you will come across a number of different people possessing different qualities. Some may call you names, others to be taken off "the list" instead of pressing the unsubscribe. Avoid conversating much with the crazy ones, help them find the unsubscribe list fast.

There may be those with a referral to another email in the company, the one who "you should talk to" in the organization.

On a good campaign of 16,000 sent a day, that could be 500 replies. If you cannot sell to that audience with talking to so many then perhaps its your sales messaging, but more likely your product.

☰ Backend Email Sequences Newsletters

ESP: Do not underestimate the power of a backend email list that you can email every day or every other day. For a ESP (Email service provider) that integrates with your website, I suggest ConvertKit or Constant Contact. Check their TOS to see if they are good for your needs.

Lead Magnet: The information contained within your backend email newsletter sequence should be filled with high quality info, nuggets of gold for your end users. Lure them with a PDF guide or something of quality. Private label rights products are an option, though you should review any content to make sure it is quality. Having a small e-book written could cost as little as \$175 dollars with use of a freelancer off any of the platforms if you post a project.







Opt-In Page: Within Constant Contact I had the option to create a landing page, simple enough. Should you choose to collect more information than name and email, you will see conversions drop, so keep that in mind.

Run down: I cannot speak right now about the process within the other ESP's, though once you have everything ready; ESP paid (1 year recommended), Opt-in bait (*PDF), Landing page (Opt-in page) and your offers lined up, then start making your emails. After your emails are ready, then on Constant Contact I used the automation feature to tie it all together.

Emails within Sequence: Consider having a welcome email containing your "bait" or separate. Mix in a number of informational updates for your industry and have your email subjects spark curiosity.

Offers: There are so many products out there to choose from! There are affiliate programs for financial products, incorporation of companies, high end courses and so forth. Find offers that compliment your main offering. With atleast 3 emails in your sequence, proceed to the next step, getting traffic to the Opt-In page.

Traffic sources: With one to three different traffic sources the opt-in's should start to flow in. Choose what you invest in wisely & double down on what actually works.

-  **Welcome: Basic Created 2024/07/15 10:52:57AM**
Active Automation Path • Activated today at 2:07pm EDT
0 starts • 0 sends • 0 (0%) clicks
-  **Email #4**
Draft Email • Created today at 1:28pm EDT
-  **Email #3**
Draft Email • Created Jul 21, 2024 at 6:41am EDT
-  **Sign-up Landing Page**
Active Sign-up Landing Page • Activated Jul 16, 2024 at 1:14am EDT
9 unique visits • 1 submission • 11.1% conversion rate • 1 new contact • 0 updated contacts
-  **Email #2**
Draft Email • Created Jul 15, 2024 at 1:36pm EDT
-  **Main Campaign Sequence**
Sent Email • Sent May 24, 2024 at 3:06pm EDT
1 send • 0 (0%) opens • 0 (0%) clicks • 0 (0%) bounces • 0 (0%) unsubscribes

For now my backend built out sequences are small in number and with a frequency of a week apart. I plan to narrow my frequency of sending out and build my total number of emails out to around 40.

B2B: Products & Services

For those without a B2B Product or service, consider becoming an affiliate. There's also PLR (Private Label Rights) or white label products/services. Look into Managed Services for "DropServicing" methods. If there's nothing that comes to mind for a product/service, then consider a course & consulting as a way to fill your calendar for high ticket sales.

Sign up to Stay in Touch!

When you sign up for our mailing list, you'll receive special offers and our 24 Page PDF Guide: Scaling with B2B Email Marketing 2.0.

BountifulLeads.com (Trial)

Coupon on Front Page



* First name

Last name

* Email

Phone number

Type



By submitting this form, you are consenting to receive marketing emails, from Business Scaling Central. You can revoke your consent to receive emails at any time by using the Safe Unsubscribe® link, found at the bottom of every email.

Sign Up

Business Scaling Central | 6544 Vine Rd | Magalia, CA 95954 US

Lets Get Sending

It would not be a complete e-Book that covers all the best features of the software suite (Bountiful Leads) without use of this feature within the software "DAILY NEW REGISTERED DOMAINS". Each day there are new domains registered.

The screenshot shows a dashboard titled "Latest domains created on the Internet" with 53,039,125 potential leads. It features four summary cards: "TODAY NEW LEADS + 70,650", "TOTAL EMAILS 53,039,125", "TOTAL CELL-PHONE 97,212,277", and "TOTAL LANDLINE 96,247,221". Below these is a table of domain data with columns for "Delivery date", "Total domains", "Total emails", "Total cell-phone", "Total landline", and "Actions". A dropdown menu is open for the "Actions" column, showing options for "Download in ZIP (.zip)" and "Download in CSV (.csv)".

Best Spintax / Macros for your message templates:

{{spin | Hello | Hey | Hi!}} { {first_name}},

I am writing you this fine {{generate_date_day_text}}, to see if your business {{company_name}} is still actively seeking out automation consultanting?

WED		THU		FRI		SAT	
	31		1		2		3
110 emails	7	110 emails	8	110 emails	9	110 emails	10
FOLLOW UP 2	aj_harring@msn.com	INITIAL	abiggs@c2o-cocowate.com	FOLLOW UP 2	a.savy@winnc.com	FOLLOW UP 2	abiggs@c2o-cocowate.com
FOLLOW UP 2	dand.mcmackin@msn.com	INITIAL	abraham@tcsdentalinc.com	FOLLOW UP 2	aaron.huff@maxi.com	FOLLOW UP 2	abraham@tcsdentalinc.com
FOLLOW UP 2	ddeese@wm.com	INITIAL	adam.laite@lukeslobst.com	FOLLOW UP 2	aaron.johnson@comcast.net	FOLLOW UP 2	adam.laite@lukeslobst.com
FOLLOW UP 2	ddimm@bravepod.com	INITIAL	adam.sadler@sadlerpo.com	FOLLOW UP 2	aaron.kuehl@pro.com	FOLLOW UP 2	adam.sadler@sadlerpo.com

The screenshot shows an email activity log with 470 activities. The list includes several entries for "SENT / FOLLOW UP EMAIL" with recipient addresses like dcox@ur..., baylife4..., jorgelop..., phil@ne..., and peter@r... Each entry has a "SENT / FOLLOW UP EMAIL" button next to it.

THANK YOU

Support Recommends:
Google Workspace Senders
(Formerly Google Suite)

Feel free to get in touch with us with
any feedback or questions.

&

Don't forget to claim your free trial on:

BountifulLeads.com



TRY IT TODAY